



ACRYSHEEN

Features & Benefits

- ◆ Graffiti Resistant
- ◆ Water Based
- ◆ Easy Application
- ◆ Interior and Exterior
- ◆ Deep Penetrating
- ◆ Water Repellent
- ◆ 1 coat = Semi-Gloss
- ◆ 2 coats = Gloss


Ordering Information

Gallons: 4 per case

Product Code: AC-SH-01

5 Gallon Pail

Product Code: AC-SH-05






ACRYSHEEN

Directions

- ◆ Surfaces must be clean and dry, remove any loose paint or coatings.
- ◆ Apply with Low pressure "pump-up" style sprayer, brush or roller.
- ◆ Milky white when applied then dries clear.
- ◆ Do not apply below 50 °F.
- ◆ Allow 24 hour cure prior to service.
- ◆ Dry to touch 1 hour, dry clear 3 hours @ 75 °F
- ◆ Give any surface that "wet" look.





ACRYSHEEN

Frequently asked questions

◆ *Can I apply it over other paints and coatings?*


Yes. All paints and coatings must cure a minimum of 30 days prior to Acrysheen application.

◆ *How does it resist Graffiti?*

Acrysheen creates a film that can with stand 5 cleanings. Apply 2 coats at 200-250 sq. ft. p/g over sealed surfaces.

◆ *Can I use it floors?*

Yes concrete and other unsealed surfaces. Acrysheen is not recommended for garage floors or other vehicular surfaces.





ACRYSHEEN

Frequently asked questions

◆ *How do I clean Graffiti from Acrysheen?*


Clean graffiti from all surfaces as soon as possible. Following all requirements for personal protection, apply Graffiti Shield Cleaner or industrial solvent (lacquer thinner or MEK) to the effected area. Remove stain quickly with cotton rag or paper towels. Repeat if necessary. Properly dispose of all cleaning materials.

◆ *Can I recoat Acrysheen?*

Yes. Follow all application instructions.

◆ *Does QCP offer other Graffiti proofing products?*

Yes. Ask your QCP representative about Graffiti Shield.





ACRYSHEEN

